



1H 2023 Preliminary Unaudited Top-Line Figures

28 July 2023

A thick, dark blue wave-like graphic that starts at the bottom left and curves upwards towards the right, spanning the width of the slide.

Disclaimer

This presentation (the "Presentation") has been prepared by Medacta Group SA ("Medacta" and together with its subsidiaries, "we", "us" or the "Group"). The information contained in the Presentation does not purport to be comprehensive. Please refer to the financial reports available on our website at <https://www.medacta.com/EN/investors>.

Unaudited Financial Results

The financial information contained in this Presentation is unaudited.

Forward-looking information

This presentation has been prepared by Medacta and includes forward-looking information and statements concerning the outlook for our business. These statements are based on current expectations, estimates and projections about the factors that may affect our future performance. These expectations, estimates and projections are generally identifiable by statements containing words such as "expects", "believes", "estimates", "targets", "plans", "outlook" or similar expressions.

There are numerous risks and uncertainties, many of which are beyond our control, that could cause our actual results to differ materially from the forward-looking information and statements made in this presentation. Important factors that could cause such differences include: changes in the global economic conditions and the economic conditions of the regions and markets in which the Group operates; changes in healthcare regulations (in particular with regard to medical devices); the development of our customer base; the competitive environment in which the Group operates; manufacturing or logistics disruptions; the impact of fluctuations in foreign exchange rates; and such other factors as may be discussed from time to time. Although we believe that our expectations reflected in any such forward-looking statement are based upon reasonable assumptions, we can give no assurance that those expectations will be achieved.

Alternative Performance Measures

This Presentation may contain information regarding Alternative Performance Measures. Definitions of these measures and reconciliations between such measures and their IFRS counterparts if not defined in the Presentation may be found on the financial reports available on our website at <https://www.medacta.com/EN/investors>

Related Trademarks

Medacta Group Related Trademarks are registered at least in Switzerland. The products and services listed below may not be all-inclusive, and other Medacta products and services not listed below may be covered by one or more trademarks. The below products and services may be covered by additional trademarks not listed below. Note that Swiss trademarks may have foreign counterparts.

MyShoulder®, NextAR™, GMK Sphere®, MyKA™

THIS PRESENTATION IS NOT AN INVITATION TO PURCHASE SECURITIES OF MEDACTA OR THE GROUP.





FRANCESCO SICCARDI

Chief Executive Officer

CORRADO FARSETTA

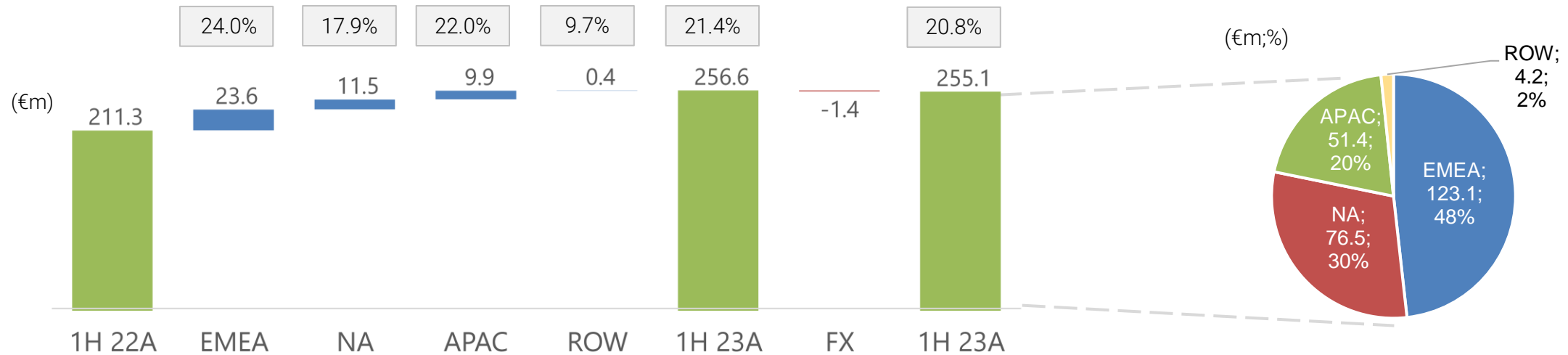
Chief Financial Officer

1H 2023 Highlights

- 1H 2023 revenue **grew to Euro 255.1 million**, equal **+21.4%** at constant currency from 1H 2022, or +20.8% at reported currency
- **Strong recovery in APAC and US**
- Continued **excellent performance in EMEA**
- Solid performance in every business line, with **stellar performance in Knee and Shoulder**
- **Overall strong market demand**, sustained by recovery of some Covid-related backlogs
- **Robust supply chain** able to support an accelerated growth
- Focus on **Medical Education and Salesforce expansion** in all business lines and geographies



1H 2023 Revenue¹ Bridge by Geographic Area



EMEA²: strong growth across all the different countries, with significant contribution from both existing and new customers.

North America: solid recovery of sales volume in existing customers and through new customer acquisition, especially in Knee and Shoulder.

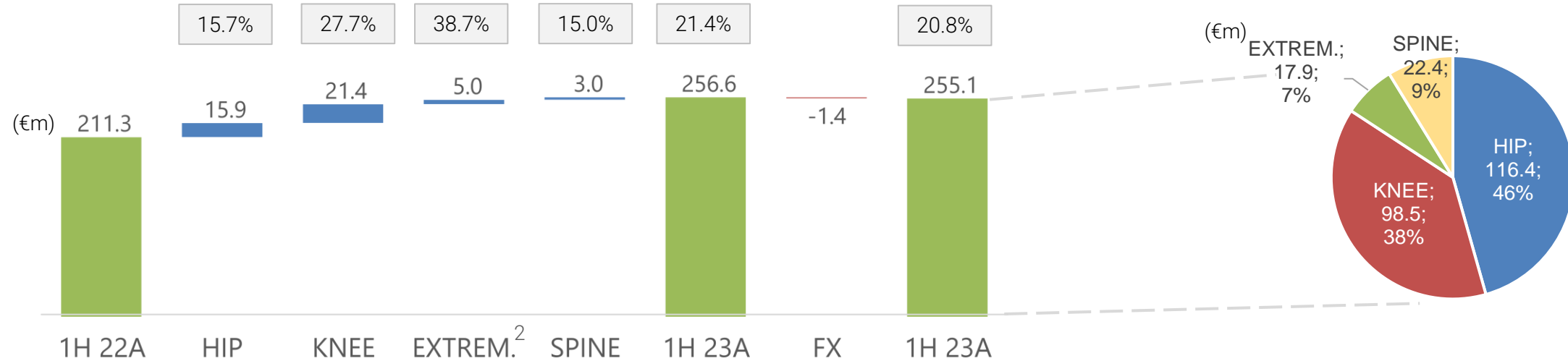
Asia Pacific: in Australia, positive contribution from the end of Covid-19 restrictions, the “Public in Private” Covid-19 recovery plan and an increase of new customers. Japan continues with a very positive growth trend across all business lines, partially offset by the expected government price reductions (especially in Spine).



Notes:

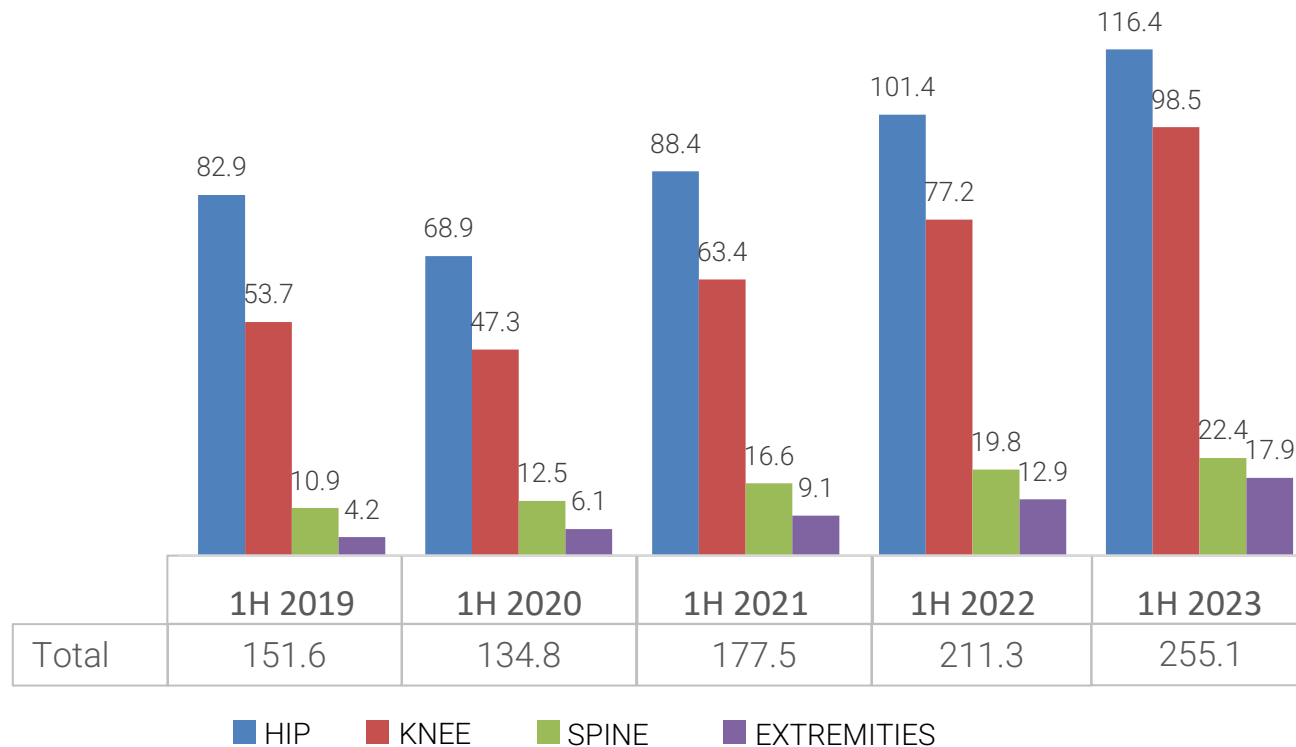
1. Unaudited
2. In 2023 we reorganized the key geographic areas introducing the EMEA region. EMEA includes revenue from the former Europe region and certain countries originally included in the Rest of the World region (ROW). 1H 2022 figures have been restated accordingly

1H 2023 Revenue¹ Bridge by Product Line



- Hip:** good performance in all geographies mainly driven by Anterior Minimally Invasive Surgery Approach (AMIS)
- Knee:** our personalized solutions and GMK Sphere - MyKA offer driving the strong performance in every market
- Extremities:** growth primarily attributable to Shoulder supported by Medacta Shoulder System and Technologies (MyShoulder and NextAR). Sportsmed business continues to develop with expected acceleration in 2H.
- Spine:** positive performance driven by EMEA and USA. Growth in APAC was partially offset by price cuts in Japan. Good acceleration on the NextAR Spine utilization in the last months of the 1H.

1H 2019-2023: Revenue¹ Trend by Product Line



	CAGR 1H 2019 – 1H 2023
HIP	8.6%
KNEE	15.7%
SPINE	20.2%
EXTREMITIES	43.1%
Total	13.5%

1H 2023 revenue was up 66.0% at constant currency from 1H 2019, representing a CAGR of 13.5% at constant currency

Notes:

1. Unaudited figures

2023 Outlook

Based on the positive business performance recorded in the first semester, we update our guidance to full-year revenue growth at constant currency in the range of 15% to 18% (*previously “10% -13%”*). Adjusted EBITDA margin at constant currency is expected to remain largely in line with 2022, subject to any unforeseen events.



Q&A

